

WEST FACE

CONTRACTOR OF RECORD

Signarama

DEERFIELD BEACH

STATE LICENSED & INSURED
ES12002560

4716 North Powerline Road
Deerfield Beach, FL 33073

(954) 428-SIGN (7446)
(954) 428-2634 (FAX)

CUSTOMER

Beachway Plaza

LOCATION

DATE

05-26-26

DRAWN BY

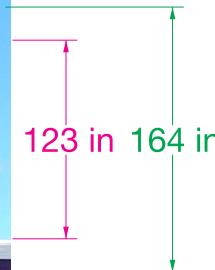
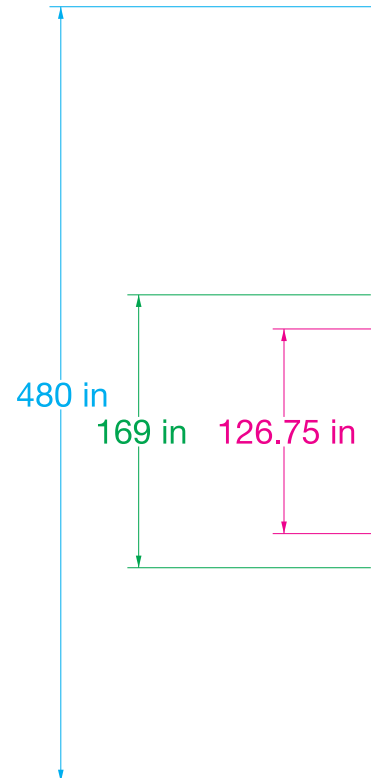
DB

SCALE


Varies

TENANT FRONTAGE

75% of Wall Area
36" Sign Base Line



WALL SIZE



Facade: 2320 Sq Ft
10% of tenant's frontage (232 Sq Ft)
Max 200 Sq Ft Allowed



Sample Tenant
Font: Helvetica Bold
Total: 20.8 Sq Ft

All tenant signage shall be centered vertically and horizontally within the designated sign band areas, subject to landlord approval and in accordance with the approved Master Sign Program for the property. Tenant channel letter sign components shall be installed flush-mounted within the designated tenant façade area. Sign messages shall be centered top-to-bottom and left-to-right within the approved sign band area, as shown. Minimum Mounting Height is 36" to the base of the sign. This will create a uniform placement marker across all bays.

EXISTING CONDITIONS

All Designs Are The Property Of Signarama Deerfield Beach, And May Not Be Duplicated Without Permission.

